

YEARLY COMPAIRSONS

2020

	2005	2010	2015	2019	2020
TRAFFIC	94	53	83	76	88
HOMICIDE	34	26	36	40	44
SUICIDE	73	75	60	84	77
BURNS/ELECTROCUTIONS	5	4	5	3	3
ACCIDENTS: Home, Work, School	69	48	97	265	305
Alcohol/Drug Present	59	58	204	248	287
Naturals	1462	1940	3307	4097	4942
Undetermined	4	3	1	7	9
Falls	38	32	66	99	82
Drowning	4	2	4	1	6
SIDS/SUIDS/Unsafe Sleeping Conditions	3	4	7	4	3
Total Cases Worked	1807	2541	3689	4587	5504

ADMINISTRATIVE TASKS

2020

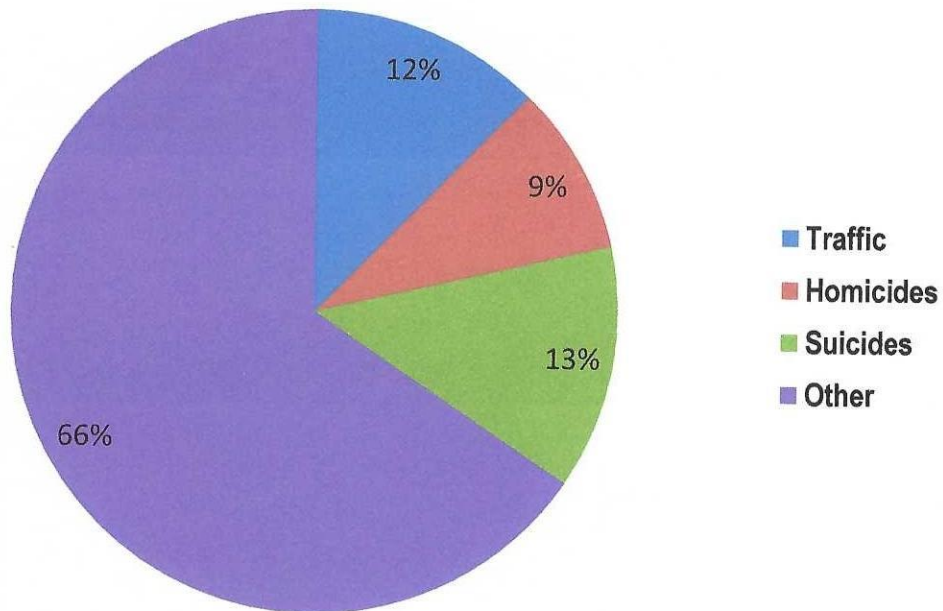
Autopsies Performed	480	Organ Donations Corneal and Other Tissue Donations	152
Dictated External Exams	118	Hospice Death Reports	229
Cremation Permits Issued	3249	Facility Death Reports	2832
Burial Removal Transit Permits Issued	2950	Coroner Investigation Cases	3158
Body Exhumations	1	Indigent Cremations	533
Unidentified Bodies	0	Number of bodies transported to morgue	57
Number of toxicologies performed	544		776
Partial autopsies	9		

ALCOHOL/DRUGS CONTRIBUTING

2020

	TOTAL	AVERAGE AGE
MALES	218	40
FEMALES	69	42
<18 YEARS OLD	5	14
TOTAL CASES	276	

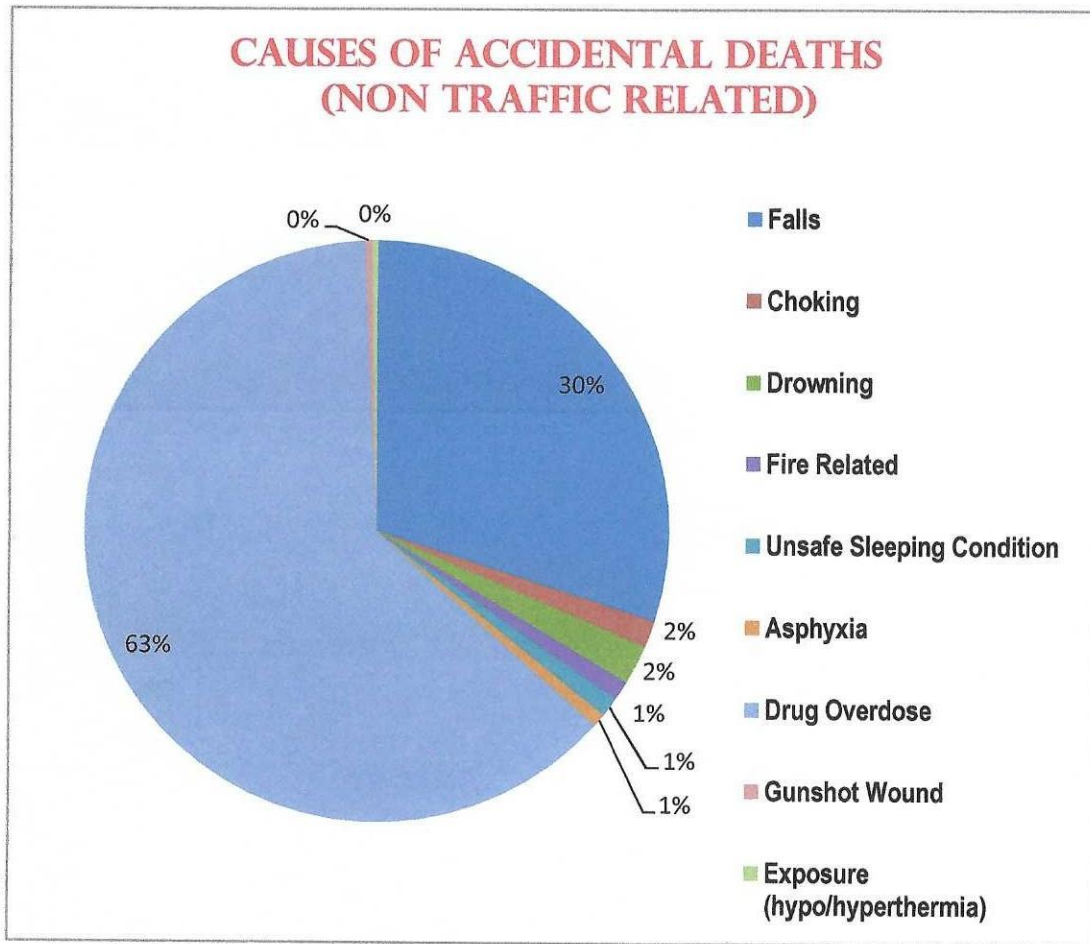
TYPE OF DEATHS WITH ALCOHOL/DRUG INVOLVEMENT



NON-TRAFFIC RELATED ACCIDENTAL DEATHS

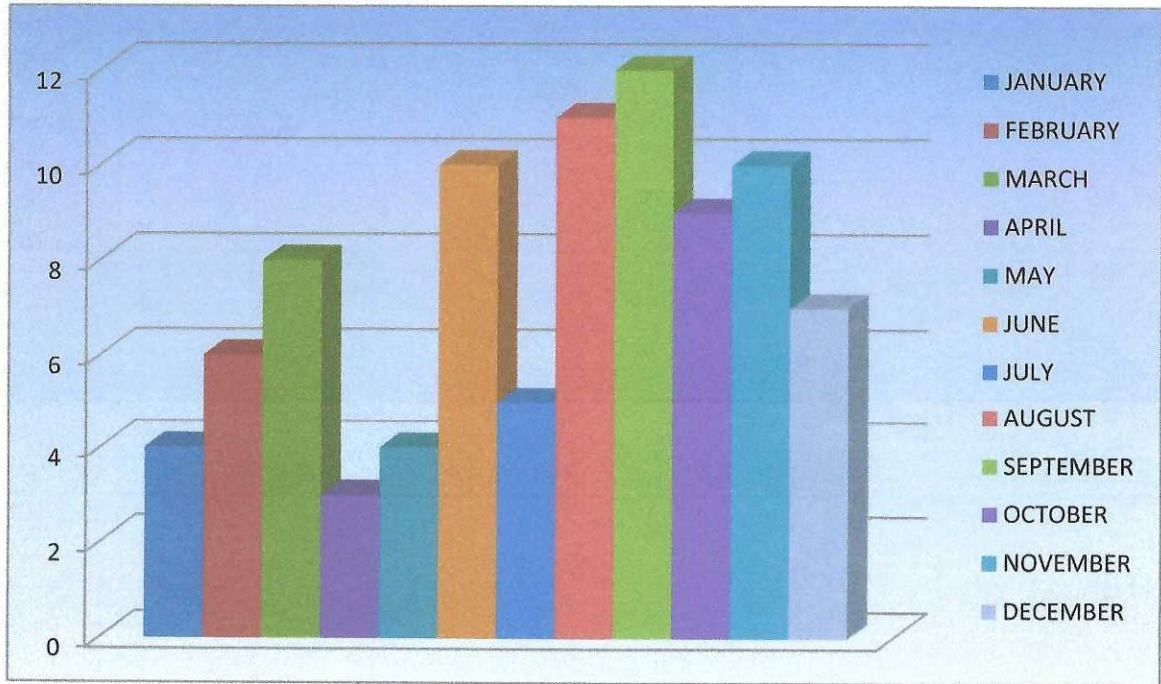
2020

	TOTAL	AVERAGE AGE
MALES	193	55
FEMALES	112	66
<18 YEARS OLD	8	
TOTAL CASES	305	



TRAFFIC FATALITIES

2020

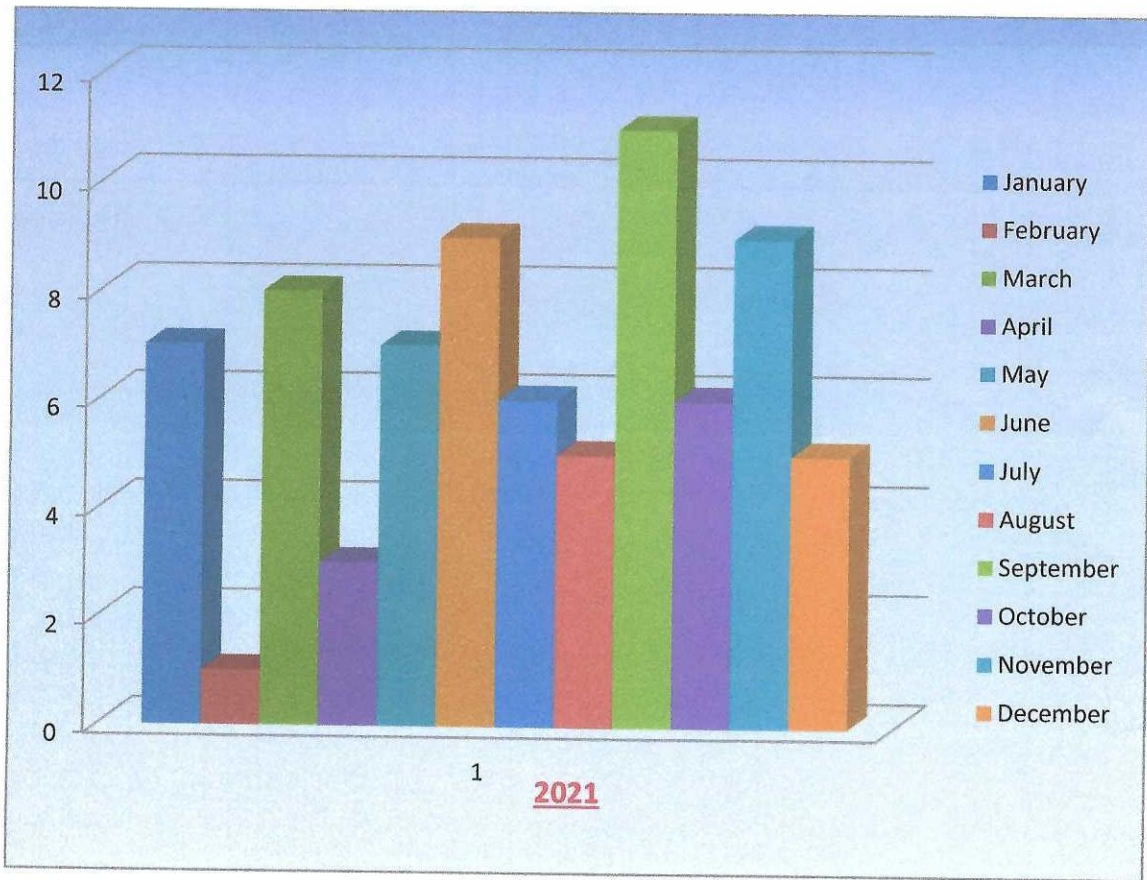


TOTAL - 89	TOTAL	AVERAGE AGE
MALES	65	46
FEMALES	24	50
PEDESTRIANS	15	48
MOTORCYCLES	9	39
MOPEDS	2	51.5
BICYCLISTS	1	
AGE 15-24	19	20
IMPAIRED	25	33
NO SEATBELT	16	49
NO HELMETS	8	41

SUICIDES 2020

METHODS:

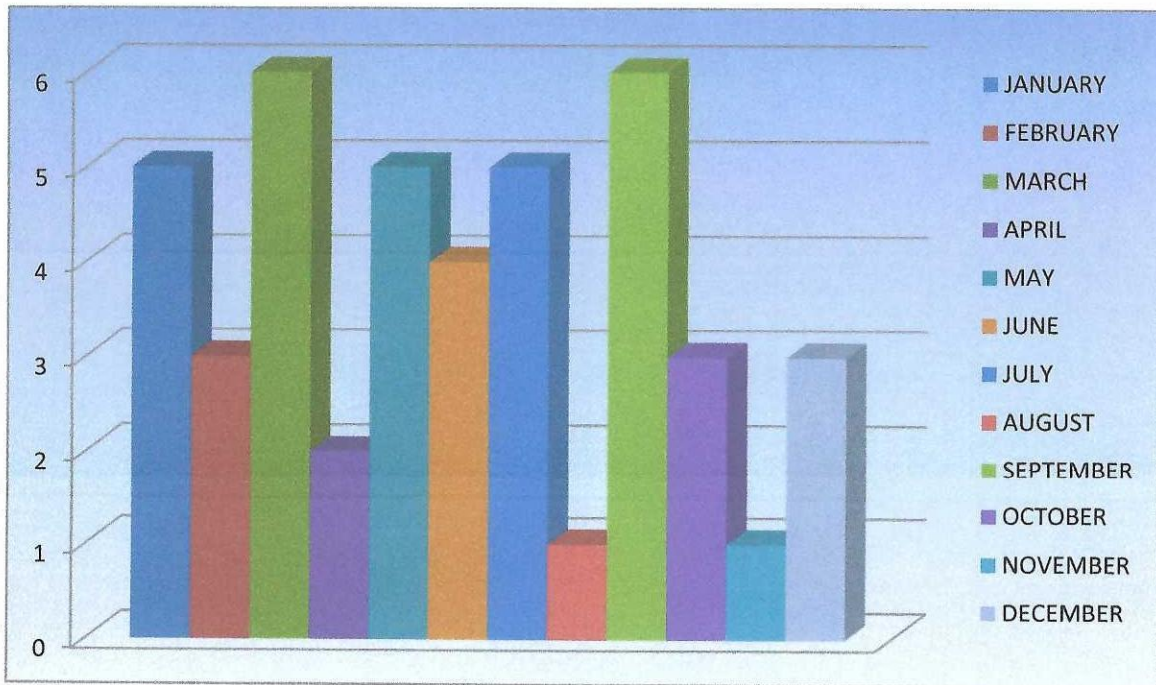
GUNSHOT WOUNDS -46
 DRUG OVERDOSE -6
 ALCOHOL OVERDOSE -1
 HANGINGS -20
 STABBING OR SHARP FORCE WOUND -1
 BLUNT FORCE TRAUMA -1
 OTHER -1 (inhalation)



TOTAL CASES- 77	TOTALS	AVERAGE AGE
MALES	67	42.5
FEMALES	10	46
<18 YEARS OLD	6	14

HOMICIDES

2020



TOTAL CASES - 44	TOTAL	AVERAGE AGE
MALES	35	34
FEMALES	9	42
<18 YEARS OLD	0	N/A

AGENCY	TOTAL
GREENVILLE COUNTY SHERIFF'S OFFICE	32
GREENVILLE CITY POLICE DEPARTMENT	8
MAULDIN POLICE DEPARTMENT	1
GREER POLICE DEPARTMENT	0
FOUNTAIN INN POLICE DEPARTMENT	1
SIMPSONVILLE POLICE DEPARTMENT	2
TRAVELERS REST POLICE DEPARTMENT	0
SLED	1
INCIDENT/INJURY OCURRED OUT OF STATE	1

MAJOR VIOLENT DEATHS 2020

	Traffic	Homicide	Suicide	Total
January	4	5	7	16
February	6	3	1	10
March	8	6	8	22
April	3	2	3	8
May	4	5	7	16
June	10	4	9	23
July	5	5	6	16
August	11	1	5	17
September	12	6	11	29
October	9	3	6	18
November	10	1	9	20
December	7	3	5	15
TOTALS	88	44	77	209