

Greenville County, South Carolina
Management's Discussion and Analysis
June 30, 2023

This discussion and analysis of Greenville County's (the "County") financial performance provides an overview of the County's financial activities for the fiscal year ended June 30, 2023. The intent of this discussion and analysis is to look at the County's financial performance as a whole. Readers should also review the transmittal letter, notes to the basic financial statements, financial statements, statistical section and single audit section to enhance their understanding of the County's financial performance.

Financial Highlights

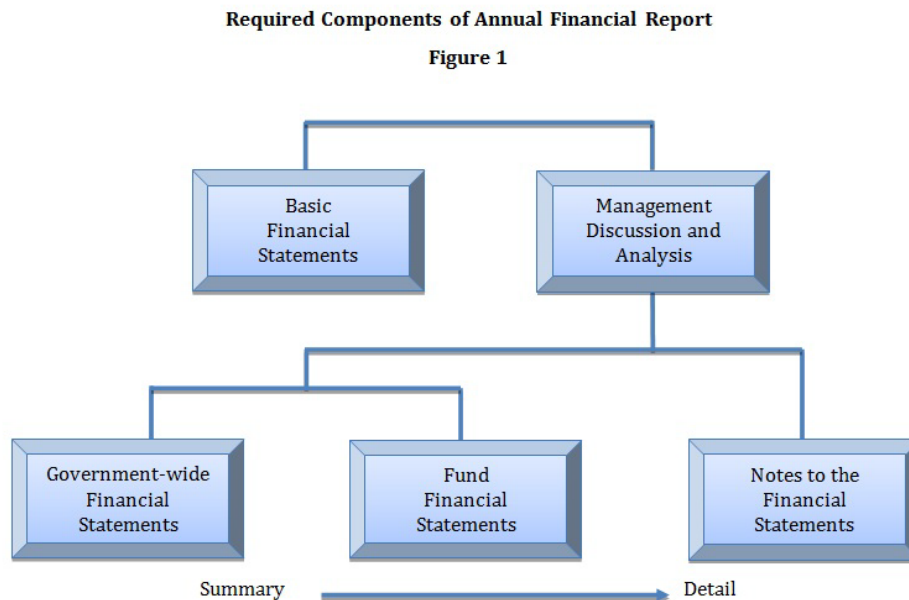
Key financial highlights for fiscal year 2023 are as follows:

- ⇒ The assets and deferred outflows of resources of the County's primary government exceeded its liabilities and deferred inflows of resources at the close of the current fiscal year by \$320,362,263 compared to \$357,933,300 for fiscal year 2022. The net position in the governmental activities decreased from \$354,159,164 in 2022 to \$324,705,285 in 2023. The net position in the business-type activities decreased from \$3,774,136 in 2022 to \$(4,343,022) in 2023.
- ⇒ The County's net position for the primary government decreased \$37,571,037 due to a decrease of \$29,453,879 in net position in the governmental activities and a decrease of \$8,117,158 in the business-type activities.
- ⇒ As of the close of the current fiscal year, Greenville County's governmental funds reported combined ending fund balances of \$112,679,951 compared to \$142,262,633 for fiscal year 2022 resulting in a decrease of \$(29,582,682).
- ⇒ At the end of the current fiscal year, *unassigned fund balance* for the County's General Fund was \$78,805,597 or 35 percent of total General Fund expenditures. The *unassigned fund balance* is available for spending at the discretion of the County. Approximately 4.6 percent of General Fund balance, or \$3,809,734, is *nonspendable or committed*.
- ⇒ In February 2023, the Greenville County Redevelopment Corporation issued a short-term obligation in the form of an Installment Purchase Revenue Bond Anticipation Note. The Series 2023 Note in the amount of \$55,650,000 was used to refund the series 2022 Installment Purchase Revenue Bond Anticipation Note and to defray various costs related to furnishing and equipping the County Administration building. In April 2023, the County issued a General Obligation Bond, Series 2023A, for \$6,000,000 to finance a Magistrate Court facility. In May 2023, the County issued a Special Source Revenue Bond for \$27,970,000 to reimburse the County for prior expenditures related to the construction of a roadway parallel to Woodruff Road.
- ⇒ The County maintained its triple A bond rating that was assigned in 1999.
- ⇒ Detailed explanations of these variances are contained in this document.

Greenville County, South Carolina
Management's Discussion and Analysis
June 30, 2023

Overview of the Financial Statements

This discussion and analysis serves as an introduction to the County's basic financial statements. The County's basic financial statements consist of three components - *government-wide financial statements*, *fund financial statements*, and *notes to the financial statements* (see Figure 1). In addition to the basic financial statements, this report contains other supplemental information that will enhance the reader's understanding of the financial condition of the County.



Government-wide Financial Statements

The *government-wide financial statements* are designed to provide readers with a broad overview of the County's finances, in a manner similar to a private-sector business.

The focus of the *government-wide financial statements* is on the primary government and includes governmental and business-type activities. Financial information for three component units is presented in separate columns in the Statement of Net Position and the Statement of Activities. These component units are legally separate organizations for which the County may exercise control and/or may be obligated to provide financial subsidy.

The *Statement of Net Position* presents information on all of the County's assets, deferred outflows of resources, liabilities and deferred inflows of resources with the difference reported as *net position*. Over time, increases or decreases in net position may serve as a useful indicator of whether the financial position of the County is improving or deteriorating.

The *Statement of Activities* presents information showing how the County's net position changed during the most recent fiscal year. All changes in net position are reported as soon as the underlying event giving rise to the change occurs, *regardless of the timing of related cash flows*. Thus, revenues and expenses are reported in this statement for some items that will only result in cash flows in future fiscal periods (e.g., uncollected taxes, accounts payable, and earned but unused vacation leave).

Both of the government-wide financial statements distinguish functions of the County that are principally supported by taxes and intergovernmental revenues (*governmental activities*) from other functions that are intended to recover all or a significant portion of their costs through user fees and charges (*business-type activities*). The governmental activities of the County include general government, public safety, roads and bridges, economic development, judicial services, health and welfare, and

Greenville County, South Carolina
Management's Discussion and Analysis
June 30, 2023

culture and recreation. The business type activities include solid waste disposal, land development and storm water quality control, and a parking garage.

Fund Financial Statements

A fund is a grouping of related accounts that is used to maintain control over resources that have been segregated for specific activities or objectives. The County, like other state and local governments, uses fund accounting to ensure and demonstrate compliance with finance-related legal requirements. All of the funds of the County can be divided into three categories: governmental funds, proprietary funds, and fiduciary funds.

Governmental funds. *Governmental funds* are used to account for essentially the same functions as *governmental activities* in the government-wide financial statements. However, unlike the government-wide financial statements, governmental fund financial statements focus on *near-term inflows and outflows of spendable resources*, as well as on *balances of spendable resources* available at the end of the fiscal year. Such information may be useful in evaluating the County's near-term financing requirements.

Because the focus of governmental funds is narrower than that of the government-wide financial statements, it is useful to compare the information presented for *governmental funds* with similar information presented for *governmental activities* in the government-wide financial statements. By doing so, readers may better understand the long-term impact of the County's near-term financing decisions. Both the governmental fund balance sheet and the governmental fund statement of revenues, expenditures and changes in fund balances provide a reconciliation to facilitate the comparison between *governmental funds* and *governmental activities*.

The County has the following major governmental funds: General Fund, Revenue Bonds, Capital Projects Fund, COVID Relief Fund, and the blended component unit, Greenville County Redevelopment Corporation. Information for these funds is presented separately in the governmental fund balance sheet and in the governmental fund statement of revenues, expenditures and changes in fund balances. Information for the other governmental funds is combined into a single, aggregated presentation. Individual fund data for each of these non-major funds is provided in the form of *combining statements* elsewhere in this report.

As required, the County adopts an annual budget for its General Fund. The budget is a legally adopted document of County services and financing. The budget incorporates input from the citizens of the County, the management of the County, and County Council. It authorizes the County to obtain funds from identified sources to finance current period activities. The budgetary comparison statement has been provided for the General Fund to demonstrate compliance with the budget ordinance. Additionally, budget comparisons for all major funds with legally adopted budgets has been presented as part of the basic financial statements to demonstrate compliance with its legally adopted budgets. Unencumbered budget amounts lapse at the end of each fiscal year for the general fund and for the parks, recreation and tourism fund's operating accounts.

Proprietary Funds. The County maintains two different types of proprietary funds. *Enterprise Funds* are used to report the same functions presented as *business-type activities* in the government-wide financial statements. The County uses enterprise funds to account for solid waste, land development and storm water operations, and the parking garage. *Internal Service Funds* are used to accumulate and allocate costs internally among the County's various functions. The County uses internal service funds to account for its fleet maintenance, workers' compensation, and employee health insurance. Because these services predominantly benefit governmental rather than business-type functions, they have been included within *governmental activities* in the government-wide financial statements.

Proprietary fund financial statements provide the same type of information as the government-wide financial statements, only in more detail. The proprietary fund financial statements provide separate information for the Solid Waste, Storm Water, and Parking Garage Funds. Conversely, the three internal service funds are combined into a single, aggregated presentation in the proprietary fund financial statements. Individual fund data for the internal service funds is provided in the form of combining statements.

Greenville County, South Carolina
Management's Discussion and Analysis
June 30, 2023

Fiduciary Funds. Fiduciary Funds are used to account for resources held for the benefit of parties outside the government. Fiduciary Funds are not reported in the government-wide financial statements because the resources are not available to support the County's operations. The County has several fiduciary types of funds used to account for tax revenues, restitution funds, judgments, and child support payments.

Notes to the Financial Statements

The notes provide additional information that is essential to a full understanding of the data provided in the government-wide and fund financial statements. The notes to the financial statements can be found beginning on page 32.

Other Information

In addition to the basic financial statements and accompanying notes, this report also presents certain *supplementary information*, as well as, *required supplementary information* concerning the County's general obligation and overlapping debt, post-employment benefits and budget to actual schedules. Additional trend information about the County can be found in the Statistical Section of the report and information about federal grants can be found in the Single Audit Section.

Government-Wide Financial Analysis

As noted earlier, net position may serve over time as one useful indicator of a government's financial position. The assets and deferred outflows of resources of the County's governmental activities exceeded liabilities and deferred inflows of resources for the governmental activities by \$324,705,285 at June 30, 2023 and by \$354,159,164 at June 30, 2022.

The County's governmental activities net investment in capital assets (e.g. land, buildings, machinery, equipment, vehicles and infrastructure), less any related debt still outstanding that was issued to acquire those items was \$439,846,223. The portion of the County's governmental activities net position that represents resources subject to external restrictions on how they may be used was \$67,650,444. These include infrastructure, debt service, public safety, recreation and law enforcement. The County uses these capital assets to provide services to citizens; consequently, these assets are not available for future spending.

**Greenville County Net Position
(Recapped)**

	Governmental Activities		Business-Type Activities		Totals	
	2023	2022	2023	2022	2023	2022
Current and other assets	\$ 229,841,394	\$ 324,099,695	\$ 7,381,758	\$ 10,155,498	\$ 237,223,152	\$ 334,255,193
Capital assets	757,296,257	697,434,946	26,744,905	26,433,383	784,041,162	723,868,329
Total assets	987,137,651	1,021,534,641	34,126,663	36,588,881	1,021,264,314	1,058,123,522
Deferred outflows - unamortized amount on refunding's	3,586,412	4,267,016	-	-	3,586,412	4,267,016
Deferred outflows - pensions	120,798,261	43,946,474	3,260,815	1,047,066	124,059,076	44,993,540
Deferred outflows - OPEB	19,372,919	22,908,873	-	-	19,372,919	22,908,873
Total assets and deferred outflows of resources	1,130,895,243	1,092,657,004	37,387,478	37,635,947	1,168,282,721	1,130,292,951
Other liabilities	112,070,546	168,182,470	1,584,966	1,222,618	113,655,512	169,405,088
Long-term liabilities	643,642,155	501,205,146	39,336,425	30,696,051	682,978,580	531,901,197
Total liabilities	755,712,701	669,387,616	40,921,391	31,918,669	796,634,092	701,306,285
Deferred inflows - pensions	27,522,607	68,419,459	809,109	1,943,142	28,331,716	70,362,601
Deferred inflows - OPEB	22,862,600	585,298	-	-	22,862,600	585,298
Deferred inflow - lease receipts	92,050	105,467	-	-	92,050	105,467
Total liabilities and deferred inflows of resources	806,189,958	738,497,840	41,730,500	33,861,811	847,920,458	772,359,651
Net investment in capital assets	439,846,223	528,577,690	26,744,905	26,433,383	466,591,128	555,011,073
Restricted	67,650,444	73,817,038	-	-	67,650,444	73,817,038
Unrestricted (deficit)	(182,791,382)	(248,235,564)	(31,087,927)	(22,659,247)	(213,879,309)	(270,894,811)
Total net position	\$ 324,705,285	\$ 354,159,164	\$ (4,343,022)	\$ 3,774,136	\$ 320,362,263	\$ 357,933,300

Greenville County, South Carolina
Management's Discussion and Analysis
June 30, 2023

Greenville County Changes in Net Position
June 30, 2023
(Recapped)

	Governmental Activities		Business-Type Activities		Totals	
	2023	2022	2023	2022	2023	2022
Revenues:						
Program revenues:						
Charges for services	\$ 64,161,054	\$ 65,161,213	\$ 16,354,153	\$ 15,011,900	\$ 80,515,207	\$ 80,173,113
Operating grants and contributions	76,563,129	84,436,501	-	-	76,563,129	84,436,501
Capital grants and contributions	12,235,511	16,346,859	-	-	12,235,511	16,346,859
General revenues:						
Property taxes	222,102,891	213,515,151	5,259,224	4,958,088	227,362,115	218,473,239
Intergovernmental revenues	27,366,892	25,339,604	-	-	27,366,892	25,339,604
Hospitality tax	12,200,076	11,045,849	-	-	12,200,076	11,045,849
Other revenue	702,135	17,848,092	-	-	702,135	17,848,092
Gain on sale	1,343,082	29,379	-	-	1,343,082	29,379
Interest and investment income	8,847,324	884,350	294,862	-	9,142,186	884,350
Total revenues	425,522,094	434,606,998	21,908,239	19,969,988	447,430,333	454,576,986
Expenses:						
Administrative services	75,015,511	43,210,077	-	-	75,015,511	43,210,077
General services	59,049,470	46,040,670	-	-	59,049,470	46,040,670
Parks, recreation & tourism	19,599,931	18,134,456	-	-	19,599,931	18,134,456
Emergency medical services	30,503,704	27,110,083	-	-	30,503,704	27,110,083
Public safety	66,466,772	62,061,369	-	-	66,466,772	62,061,369
Judicial services	33,531,782	30,832,415	-	-	33,531,782	30,832,415
Community development and planning	53,994,581	59,412,279	-	-	53,994,581	59,412,279
Fiscal services	3,894,491	3,536,089	-	-	3,894,491	3,536,089
Law enforcement services	88,184,759	73,635,146	-	-	88,184,759	73,635,146
Boards, commissions & others	18,673,892	18,886,383	-	-	18,673,892	18,886,383
Interest and fiscal charges	6,696,840	7,521,601	-	-	6,696,840	7,521,601
Solid waste	-	-	21,676,818	11,520,420	21,676,818	11,520,420
Stormwater	-	-	7,652,304	6,432,191	7,652,304	6,432,191
Parking garage	-	-	60,515	96,162	60,515	96,162
Total expenses	455,611,733	390,380,568	29,389,637	18,048,773	485,001,370	408,429,341
Increase (decrease) in net position before transfers	(30,089,639)	44,226,430	(7,481,398)	1,921,215	(37,571,037)	46,147,645
Transfers In/Out	635,760	591,150	(635,760)	(591,150)	-	-
Changes in net position	(29,453,879)	44,817,580	(8,117,158)	1,330,065	(37,571,037)	46,147,645
Net position - beginning	354,159,164	309,341,584	3,774,136	2,444,071	357,933,300	311,785,655
Net position - ending	\$ 324,705,285	\$ 354,159,164	\$ (4,343,022)	\$ 3,774,136	\$ 320,362,263	\$ 357,933,300

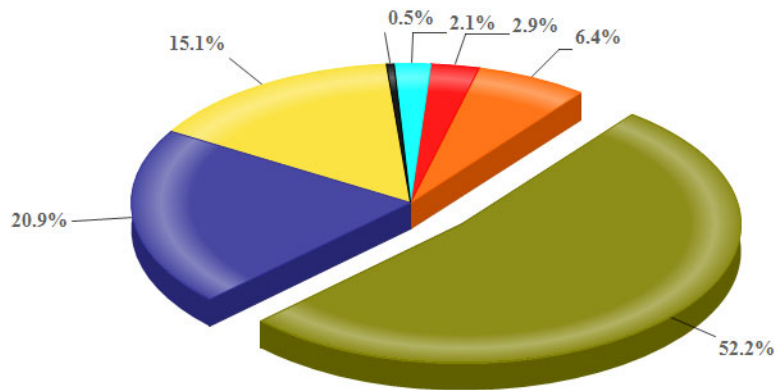
Greenville County, South Carolina
Management's Discussion and Analysis
June 30, 2023

Governmental Activities

The governmental activities change in net position was \$(29,453,879) for the fiscal year ending June 30, 2023. Key elements of this decrease are as follows:

- ⇒ Increase of \$12 million in law enforcement services expenditures which included increases in salaries and wages.
- ⇒ Increase of \$8 million in emergency medical services and public safety expenditures.

Revenues by Source - Governmental Activities



* Other, Miscellaneous revenue 0.2%, Gain on sale 0.3%



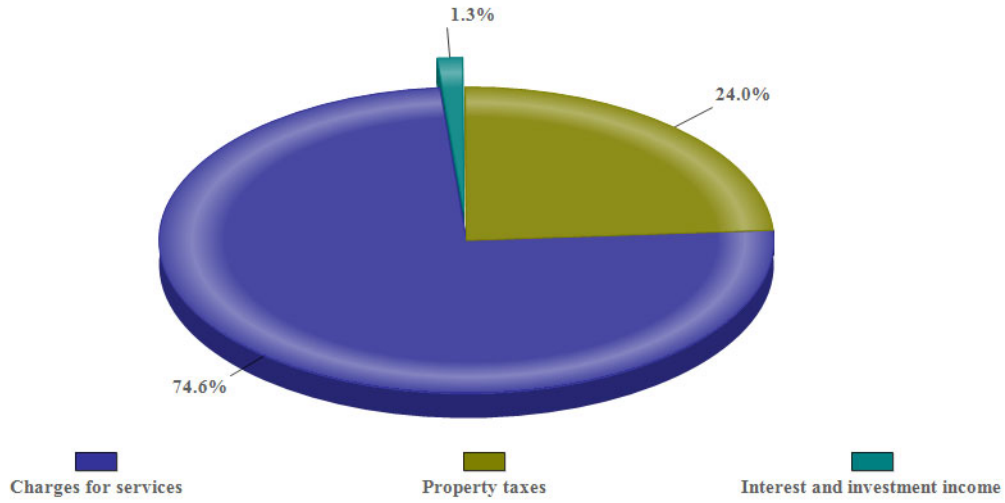
Revenue Type	Amount
Charges for services	\$ 64,161,054
Grants & contributions	88,798,640
Property taxes	222,102,891
Intergovernmental revenues	27,366,892
Hospitality tax	12,200,076
Miscellaneous revenue	702,135
Gain on sale	1,343,082
Interest income	8,847,324
Total	\$ 425,522,094

Greenville County, South Carolina
Management's Discussion and Analysis
June 30, 2023

Business-type Activities

The business-type activities decreased the County's net position by \$(8,117,158) for the fiscal year ending June 30, 2023. This decrease in net position is primarily due to an increase of \$4.5 million in the estimated liability for landfill cell closure in the solid waste division. Also, the net pension liability increased during the current year by \$4 million.

Revenues by Source - Business-Type Activities



Revenue Type	<u>Amount</u>
Charges for services	\$ 16,354,153
Property taxes	5,259,224
Interest and investment income	<u>294,862</u>
Total	<u><u>\$ 21,908,239</u></u>

Greenville County, South Carolina
Management's Discussion and Analysis
June 30, 2023

Financial Analysis of Greenville County's Funds

As noted earlier, the County uses fund accounting to ensure and demonstrate compliance with finance-related legal requirements.

Governmental funds. The focus of the County's *governmental funds* is to provide information on near-term inflows, outflows, and balances of *spendable* resources. Such information is useful in assessing the County's financing requirements. In particular, *unassigned fund balance* may serve as a useful measure of a government's net resources available for spending at the end of the fiscal year.

As of the end of the current fiscal year, the County's governmental funds reported combined ending fund balances of \$112,679,951, a decrease of almost 21 percent in comparison with the prior fiscal year. Approximately 11 percent, or \$12,220,616, of the combined ending fund balance is unassigned and available for future spending. Approximately 32 percent, or \$36,090,963, is restricted for future debt service. A fund balance of \$8,261,375 is restricted for law enforcement, \$20,595,571 for parks, recreation and tourism and \$8,660,641 for infrastructure.

Below are explanations for changes in each governmental fund.

The General Fund is the chief operating fund of the County. At the end of the current fiscal year 2023, unassigned fund balance of the General Fund was \$78,805,597 out of total fund balance of \$82,615,331. As a measure of the General Fund's liquidity, it may be useful to compare both unassigned fund balance and total fund balance to total fund expenditures. Unassigned fund balance and total fund balance each represent almost 35 percent and 37 percent, respectively, of total General Fund expenditures. Nonspendable fund balance consists of prepaid items of \$24,095. Two percent of revenues, or \$3,785,639, has been designated as a contingency to utilize during emergency situations in accordance with the County's current financial policies.

Total General Fund revenues increased from approximately \$189 million in 2022 to approximately \$194 million in 2023. Several revenue categories increased in the general fund in the current year. Intergovernmental revenues increased approximately 9 percent due to a \$2 million increase in funding from the state of South Carolina. Property taxes increased by approximately 5 percent due to growth. Interest income also increased. All other General Fund revenue categories decreased.

General Fund expenditures increased from approximately \$203 million in 2022 to approximately \$225 million in 2023. This increase in expenditures is mainly attributable to an increase in salaries and wages in law enforcement services. Also, emergency medical services and public safety expenditures increased by \$3 million each. During fiscal year 2023, the County recorded \$6,599,967 in transfers out of the General Fund. Of this amount, approximately \$5 million was transferred to Debt Service Funds.

The Covid Relief fund balance was \$(360,830) in 2022 compared to \$1,397,021 for 2023. This resulted in an increase in fund balance of \$1.7 million.

The Greenville County Redevelopment Corporation is a blended component unit which had an ending fund deficit of \$(65,924,165) for 2023 compared to \$(43,917,712) for 2022. The corporation was established to support construction and renovation activities of various County offices and court facilities through the issuance of short-term financing. This fund accounts for short-term bond anticipation notes payable and project funds held with the trustee. Project fund drawdowns of \$18 million led to the decrease in fund balance. The County issued the fourth Installment Purchase Revenue Bond Anticipation Note in 2023.

Greenville County, South Carolina
Management's Discussion and Analysis
June 30, 2023

The Revenue Bonds fund balance for 2022 was \$66,234,960 compared to \$19,730,896 for 2023. This decrease in fund balance resulted from drawdowns of construction project funds held with the trustee related to the new County administration building and parking garage.

The Capital Projects Fund had an ending fund balance of \$2,383,247 for 2023 compared to \$(3,166,848) for 2022.

The Nonmajor Governmental Funds combined ending fund balance was \$50,670,388 for 2022 compared to \$72,477,621 for 2023. The increase in fund balance was attributed to increases in property tax collections as a result of growth, hospitality tax collections as a result of increases in meal prices/number of restaurants, intergovernmental revenue in special revenue funds, fees and interest income.

Proprietary Funds

The County's proprietary fund statements provide the same type of information found in the government-wide statements but in more detail.

Enterprise Funds - Total net position (deficit) of the Solid Waste Fund is \$(16,290,118) for fiscal year 2022 compared to \$(25,077,742) for fiscal year 2023. *Unrestricted* net deficit of the Solid Waste Fund at the end of the current fiscal year amounted to \$(35,217,948), and \$10,140,206 of the total net position was net investment in capital assets. The decrease in net position for the Solid Waste Fund can mainly be contributed to a \$4.5 million increase in the landfill closure/post-closure estimated liability and a \$2 million increase in the net pension liability.

Total net position of the Stormwater Fund is \$17,092,292 for fiscal year 2022 compared to \$17,802,467 for fiscal year 2023. *Unrestricted* net position of the Stormwater Fund at the end of the current fiscal year amounted to \$3,424,435, and \$14,378,032 of the total net position was net investment in capital assets. Most of the increase in the Stormwater Fund can be contributed to an increase in interest income. The Parking Enterprise Fund reported net position of \$2,405,164 for fiscal year 2022 compared to \$2,365,455 for fiscal year 2023. This decrease in net position is attributable to the recording of depreciation on capital assets of \$40,000.

Internal Service Funds - The Internal Service Fund is presented in a separate column in the Statement of Fund Net Position of the Proprietary Funds. The Internal Service Fund reflects total net position of \$(3,546,436) for fiscal year 2023 compared to \$3,639,004 for fiscal year 2022. The Health and Dental Fund reports a net position of \$(6,362,613) for 2023 compared to \$148 for 2022. Claims were \$32 million during the current year. Premiums of \$28 million only partially offset claims. The Workers' Compensation Fund reported net position of \$2,005,890 for fiscal year 2022 compared to \$1,183,242 for fiscal year 2023. The decrease in net position resulted from an increase in claims of \$1.4 million in the current year, partially offset by an increase of \$500,000 in premiums. Total net position of the Vehicle Service Center is \$1,632,966 for fiscal year 2022 compared to \$1,632,935 for fiscal year 2023. The Vehicle Service Center (VSC) is designed to be a break-even operation, so there was only a decrease in net position of \$31 during the current year. The VSC reports investment in capital assets of \$218,154 and *unrestricted* net position of \$1,414,781 for fiscal year 2023.

General Fund Budgetary Highlights

During the current fiscal year, total revenues were over the budget estimate by \$2,822,618. Property tax revenues were under budget by \$486,328, intergovernmental revenues were over budget estimates by \$2,167,422, county office revenues were over budget estimates by \$1,400,649 and all other revenues were under budget by \$259,125. The excess of intergovernmental revenues over budget is primarily due to the state allocation exceeding the estimated appropriation by more than \$2 million. County doc stamp revenue exceeded the budget estimate by approximately \$1.5 million due to an increase in home construction, leading it to be the main category responsible for the excess revenue in county offices. Expenditures were over budget estimates by \$16,691,931. Expenditures exceeded budget estimates in numerous categories due to inflation. Two notable categories were law enforcement salaries and retiree health claims. They exceeded the budget by approximately \$3.2 million and \$2.6 million respectively.

Greenville County, South Carolina
Management's Discussion and Analysis
June 30, 2023

Capital Asset and Debt Administration

Capital Assets

The County's capital assets for its governmental and business-type activities as of June 30, 2023, totals \$779,999,295 (net of accumulated depreciation). The capital assets for its governmental and business-type activities as of June 30, 2022 was \$722,130,979 (net of accumulated depreciation). The County's capital assets include land, buildings, improvements, construction in progress, equipment, vehicles, infrastructure, right-of-way easements, software, and recreation equipment. Capital assets for the governmental activities increased due to a \$47 million increase in construction in progress primarily related to expenditures for the new County administration building and parking garage. The capital assets for the business-type activities increased by \$311,522 in the current fiscal year due to the acquisition of floodplain properties.

Greenville County's Capital Assets
(Net of Accumulated Depreciation)

	Governmental Activities		Business-Type Activities		Totals	
	2023	2022	2023	2022	2023	2022
Land	\$ 33,111,073	\$ 33,111,073	\$ 10,659,084	\$ 10,365,424	\$ 43,770,157	\$ 43,476,497
Construction in progress	120,173,029	73,335,690	-	-	120,173,029	73,335,690
Software	1,853,832	1,853,832	-	-	1,853,832	1,853,832
Buildings	99,654,437	97,595,408	3,084,183	3,272,840	102,738,620	100,868,248
Improvements	36,564,891	37,377,023	1,353,417	996,297	37,918,308	38,373,320
Equipment	20,705,500	20,917,831	1,787,825	2,185,088	22,493,325	23,102,919
Recreation equipment	1,922,257	1,917,433	-	-	1,922,257	1,917,433
Vehicles	10,494,790	8,926,552	123,328	161,167	10,618,118	9,087,719
Right-of-way easements	34,914,594	34,342,936	-	-	34,914,594	34,342,936
Infrastructure	393,859,987	386,319,818	9,737,068	9,452,567	403,597,055	395,772,385
Total	\$ 753,254,390	\$ 695,697,596	\$ 26,744,905	\$ 26,433,383	\$ 779,999,295	\$ 722,130,979

More detailed information on capital assets can be found in Note 5 Capital Assets of the financial statements. Please refer to the notes to the financial statements, pages 52 - 54.

Greenville County, South Carolina
Management's Discussion and Analysis
June 30, 2023

Long-term Debt

As of June 30, 2023, the County had a total principal amount of bonded debt outstanding of \$238,543,000. Of this amount, \$60,736,000 are general obligation bonds, which are backed by the full faith and credit of the County. Revenue bonds total \$177,807,000. Of this amount, \$58,070,000 are special source revenue bonds whose revenues are secured from various fee-in-lieu agreements.

**Greenville County's
Outstanding Long-Term Debt**

	Governmental Activities	
	2023	2022
General obligation bonds	\$ 60,736,000	\$ 57,381,842
Revenue bonds	177,807,000	158,481,000
Total	\$ 238,543,000	\$ 215,862,842

As described in the financial highlights section of this document, the County maintained its Aaa bond rating from Moody’s Investor Service, AAA rating from Standard and Poor’s Corporation and AAA rating from Fitch Ratings. These bond ratings are a clear indication of the sound financial condition of the County. This achievement is a primary factor in keeping interest costs low on the County’s outstanding debt.

South Carolina statutes limit the amount of general obligation debt a unit of government may issue (without referendum) to eight percent of the total assessed value of taxable property located within that government’s boundaries. The County’s debt limit and debt margin were \$229,037,000 and \$191,028,000 respectively, for the current fiscal year.

More detailed information on long-term debt activity can be found in note 7 (Long-Term Liabilities) of the Financial Statements.

Economic Factors

The unemployment rate for Greenville County is 3.5 percent and the State of South Carolina is 3.1 percent. This is lower than the national unemployment rate of 3.6 percent. The County continues to see other positive trends in the local economy and increases in various categories of fees and service revenue.

Fiscal Year 2024 General Fund Budget

The 2024 fiscal year budget for the County was prepared as part of the biennium budget process during fiscal year 2023. The budgeted revenues are projected to increase by approximately 9.5 percent and expenditures are projected to increase by 13.6 percent from fiscal year 2023. The budget does anticipate the use of the *unassigned* fund balance. The fiscal year 2024 budget requires additional tax millage in the amount of seven mills.

Contact Information

This report is designed to provide an overview of the County’s finances for those with an interest in this area. Questions concerning any of the information found in this report or requests for additional information should be directed to the Financial Operations Division, County of Greenville, 301 University Ridge, Suite N-2400, Greenville, South Carolina 29601. In addition, this Annual Comprehensive Financial Report is located on the County’s website at <http://www.greenvillecounty.org>.